

## POLAR Walkthrough – Quality Improvement Measure 6

*Proportion of patients with COPD, who have not had a flu vaccination in the past 12 months.*

**Purpose:** This walkthrough will demonstrate how to generate a patient list for patients with an active COPD diagnosis, who have not had a flu vaccination in the past 12 months.

*Please note: This walkthrough will only review patients who have not had a flu vaccination in the past 12 months, while the Quality Improvement Measure calculation is based on 15 months. This functionality will be built into the Clinical Indicators report in a future release.*


### Patient cohort:

All patients who:

- Are “RACGP active”, meaning they have had 3 visits in the past 2 years
- Have an *active* COPD diagnosis
- Have not had a flu vaccination in the past 12 months

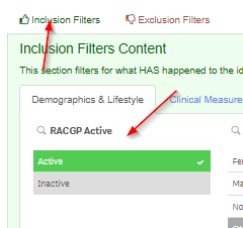
### POLAR Report

This walkthrough will be using the CLINICAL INDICATORS report

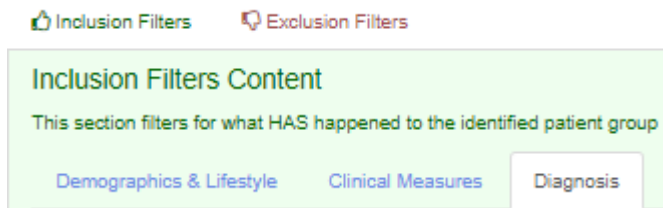


#### 1. RACGP active patient filter

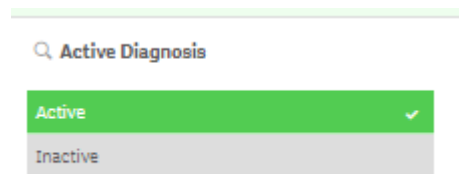
- 1.1. In the DEMOGRAPHICS & LIFESTYLE tab of the INCLUSION FILTERS section, choose ACTIVE under the RACGP ACTIVE filter



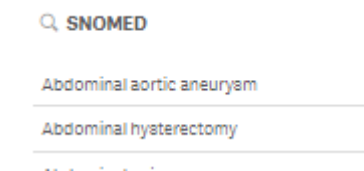
2. Filter patients with an *active* type I or II diabetes diagnosis
  - 2.1. Navigate to the DIAGNOSIS tab under the INCLUSIONS section



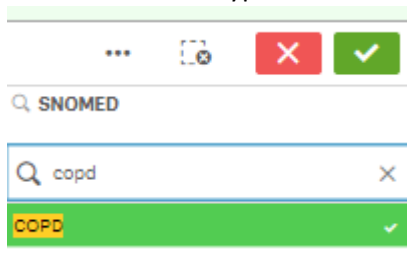
- 2.2. Select ACTIVE under the ACTIVE DIAGNOSIS filter



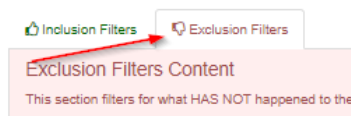
- 2.3. On the SNOMED filter, click the magnifying glass to search



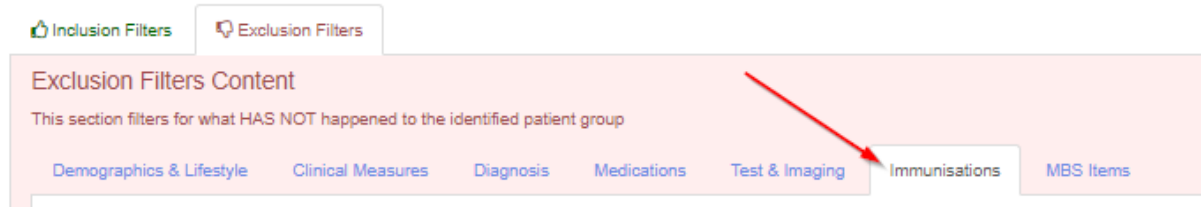
- 2.4. In the search box type "COPD" and select COPD from the list




3. Filter to patients who have not had a flu vaccination in the past 12 months
  - 3.1. Navigate to the EXCLUSIONS section of the report



- 3.2. Navigate to the IMMUNISATIONS tab



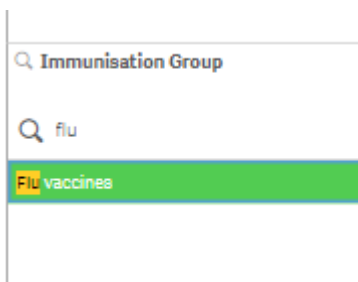
- 3.3. Select LAST 12 MONTHS under the DATE RANGE filter



3.4. On the IMMUNISATION GROUP filter, click on the magnifying glass



3.5. In the search field, type “FLU” and select “Flu vaccines”

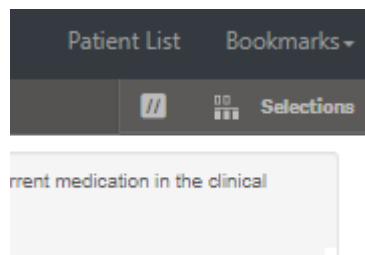


4. View your patient list

4.1. Double click the **Patient Count** to view the patient list, or click on PATIENT LIST in the top right hand corner. *Note: The notation “Excluded Patients: 826” in this instance indicates that you have 826 patients over 65 who HAVE had a flu vaccine in the past 12 months.*



OR



4.2. At the top of the patient list, click “Export to Excel” as required.

<input checked="" type="checkbox"/> Export to Excel			
ID ↑	Surname	First Name	Gender
<input type="checkbox"/>	<input type="text"/>	<input type="text"/>	<input type="text"/>

We hope you find this POLAR walkthrough useful. If you have any queries, please feel free to contact the POLAR support team:

p. (03)8822 8444

e. [support@outcomehealth.org.au](mailto:support@outcomehealth.org.au)